

*Webinar on*

# **BEST SELLER - Excel Savvy: Intermediate Pivot Tables**

# Learning Objectives

*Identify how to quickly transform lists of raw data into usable reports in just a few simple steps*


*Apply the PowerPivot feature and the Recommended PivotTables feature*

*Recall how to compare calculation methods within pivot tables*


# • Areas Covered

- *Adding a percentage column to a pivot table with just a couple of mouse actions*
- *Adding interactivity to pivot tables by using the Slicer feature for filtering in Excel 2010 and later*
- *Building a pivot table report from a list of data*
- *Controlling information overload within pivot charts by filtering*
- *Developing calculated fields that perform math on data within the source data*
- *Drilling down into the details behind any amount within a pivot table with just a double-click*







*Filling all blank cells within a list of data at once by way of the Ctrl-Enter keyboard shortcut*




*Improving the integrity of pivot tables by utilizing the Table feature in Excel*



*Removing the Table feature from Excel spreadsheets once it's no longer needed or simply erasing the alternate row shading*



*Transforming an unwieldy list of data into a format that's ready to be analyzed within a pivot table*



*Understanding how pivot chart formatting works much like formatting other types of charts in Excel*



In this Webinar you'll know how to create self-updating titles for charts and pivot charts, expand and collapse pivot table elements, drill down into numbers with a simple double-click, and more.

## PRESENTED BY:

*Nationally recognized Microsoft Excel expert David H. Ringstrom, CPA, is the president and owner of Accounting Advisors, Inc. based in Atlanta, Georgia. David founded Accounting Advisors in 1991 as a consulting-services business, later he began teaching continuing education classes as well. His mission since is to offer quality training and consulting services on Microsoft Excel via live webcasts, on-demand self-study webcasts, and in-house engagements.*

Best Seller

Duration : 90 Minutes

Price: \$150

# Webinar Description

Excel expert David Ringstrom, CPA, takes you step-by-step beyond the basics of pivot tables in this comprehensive presentation. He explains the PivotTable feature, the PowerPivot feature, the Recommended PivotTables feature, and others. After participating in David's presentation, you'll know how to create self-updating titles for charts and pivot charts, expand and collapse pivot table elements, drill down into numbers with a simple double-click, and more.

David demonstrates every technique at least twice: first, on a PowerPoint slide with numbered steps, and second, in Excel 2016. He draws your attention to any differences in Excel 2013, 2010, or 2007 during the presentation as well as in his detailed handouts. David also provides an Excel workbook that includes most of the examples he uses during the webcast.



# Who Should Attend ?

*Practitioners who can benefit from learning how to manipulate their pivot table data faster and more efficiently.*



To register please visit:

**[www.grceducators.com](http://www.grceducators.com)**  
**[support@grceducators.com](mailto:support@grceducators.com)**  
**740 870 0321**